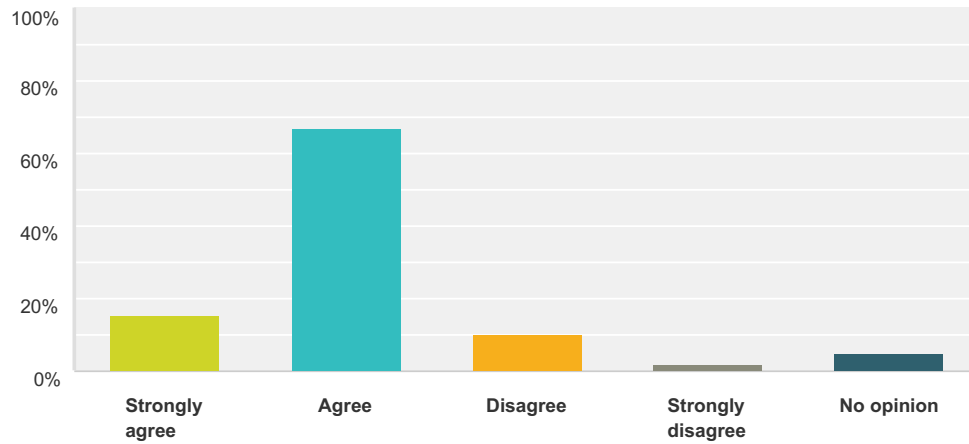


Q1 Taking all things into consideration, the quality of life in the Township today is very good.

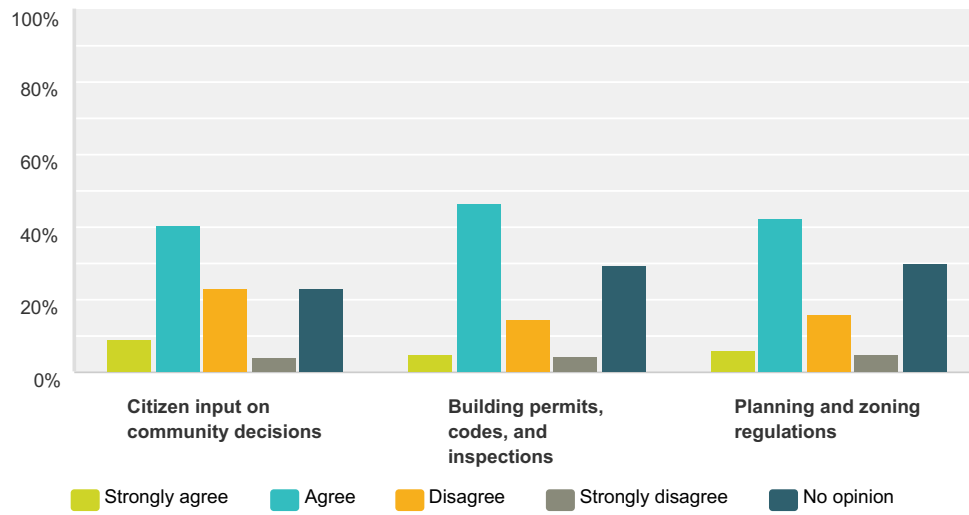
Answered: 197 Skipped: 9



Answer Choices	Responses	
Strongly agree	15.74%	31
Agree	67.01%	132
Disagree	10.15%	20
Strongly disagree	2.03%	4
No opinion	5.08%	10
Total		197

Q2 I am satisfied with the Township in regards to:

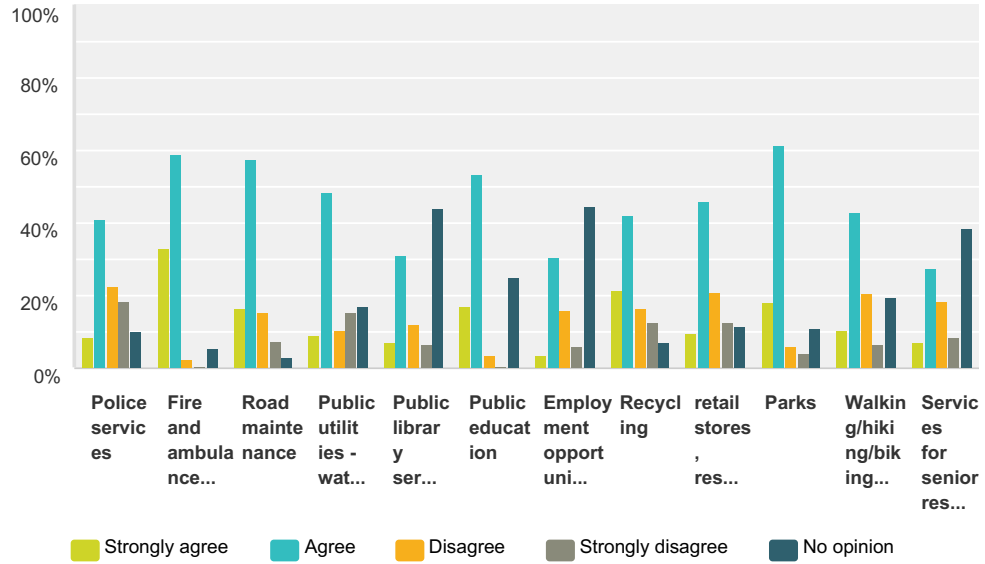
Answered: 201 Skipped: 5



	Strongly agree	Agree	Disagree	Strongly disagree	No opinion	Total	Weighted Average
Citizen input on community decisions	9.09% 18	40.40% 80	23.23% 46	4.04% 8	23.23% 46	198	3.42
Building permits, codes, and inspections	5.10% 10	46.43% 91	14.29% 28	4.59% 9	29.59% 58	196	3.56
Planning and zoning regulations	6.22% 12	42.49% 82	16.06% 31	5.18% 10	30.05% 58	193	3.62

Q3 The availability of the following services and facilities is adequate within the Township:

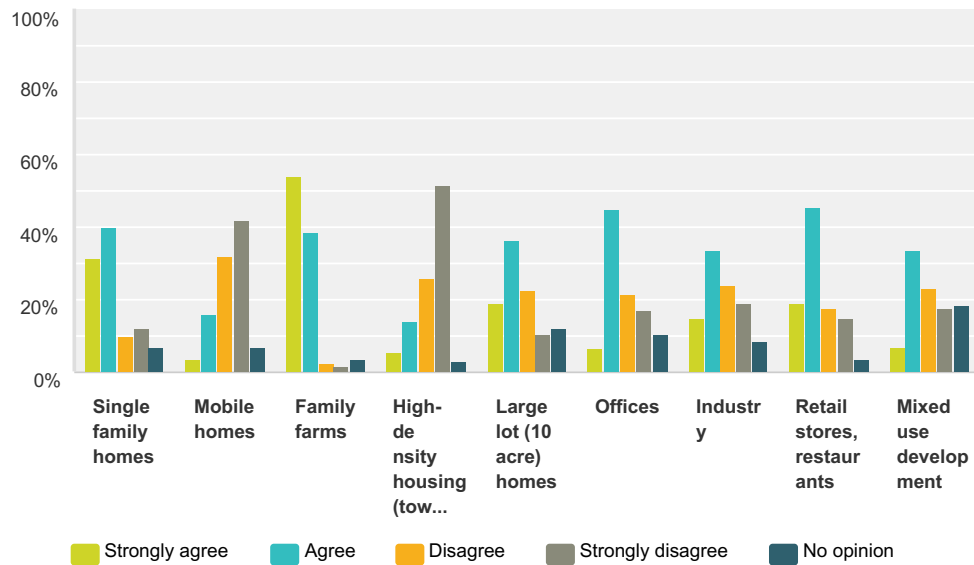
Answered: 205 Skipped: 1



	Strongly agree	Agree	Disagree	Strongly disagree	No opinion	Total	Weighted Average
Police services	8.42% 17	41.09% 83	22.28% 45	18.32% 37	9.90% 20	202	3.31
Fire and ambulance services	32.84% 67	58.82% 120	2.45% 5	0.49% 1	5.39% 11	204	1.95
Road maintenance	16.67% 34	57.35% 117	15.69% 32	7.35% 15	2.94% 6	204	2.49
Public utilities - water, sewer, electric, natural gas	8.91% 18	48.51% 98	10.40% 21	15.35% 31	16.83% 34	202	3.25
Public library services	6.97% 14	30.85% 62	11.94% 24	6.47% 13	43.78% 88	201	4.11
Public education	17.24% 35	53.69% 109	3.45% 7	0.49% 1	25.12% 51	203	2.92
Employment opportunities	3.48% 7	30.35% 61	15.92% 32	5.97% 12	44.28% 89	201	4.23
Recycling	21.57% 44	42.16% 86	16.67% 34	12.75% 26	6.86% 14	204	2.77
retail stores, restaurants	9.41% 19	46.04% 93	20.79% 42	12.38% 25	11.39% 23	202	3.15
Parks	18.14% 37	61.27% 125	5.88% 12	3.92% 8	10.78% 22	204	2.49
Walking/hiking/biking trails	10.34% 21	42.86% 87	20.69% 42	6.40% 13	19.70% 40	203	3.29
Services for senior residents	6.93% 14	27.72% 56	18.32% 37	8.42% 17	38.61% 78	202	4.09

Q4 The following types of development should be encouraged in the Township:

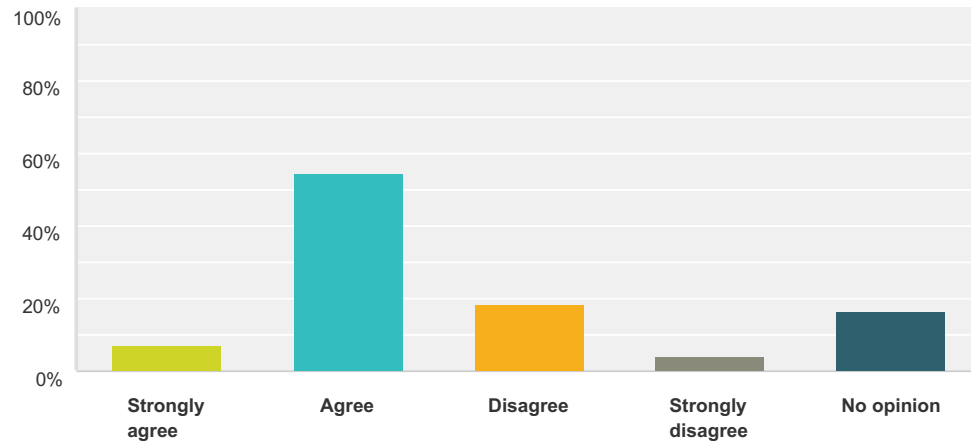
Answered: 205 Skipped: 1



	Strongly agree	Agree	Disagree	Strongly disagree	No opinion	Total	Weighted Average
Single family homes	31.34% 63	39.80% 80	9.95% 20	11.94% 24	6.97% 14	201	2.52
Mobile homes	3.48% 7	15.92% 32	31.84% 64	41.79% 84	6.97% 14	201	4.13
Family farms	54.19% 110	38.42% 78	2.46% 5	1.48% 3	3.45% 7	203	1.69
High-density housing (townhomes, apartments)	5.42% 11	13.79% 28	26.11% 53	51.72% 105	2.96% 6	203	4.14
Large lot (10 acre) homes	18.81% 38	36.63% 74	22.28% 45	10.40% 21	11.88% 24	202	3.04
Offices	6.47% 13	44.78% 90	21.39% 43	16.92% 34	10.45% 21	201	3.29
Industry	14.78% 30	33.50% 68	24.14% 49	19.21% 39	8.37% 17	203	3.25
Retail stores, restaurants	18.81% 38	45.54% 92	17.33% 35	14.85% 30	3.47% 7	202	2.74
Mixed use development	6.90% 14	33.50% 68	23.15% 47	17.73% 36	18.72% 38	203	3.67

Q5 As I look ahead to the next five years, I expect the Township will become a more desirable place to live.

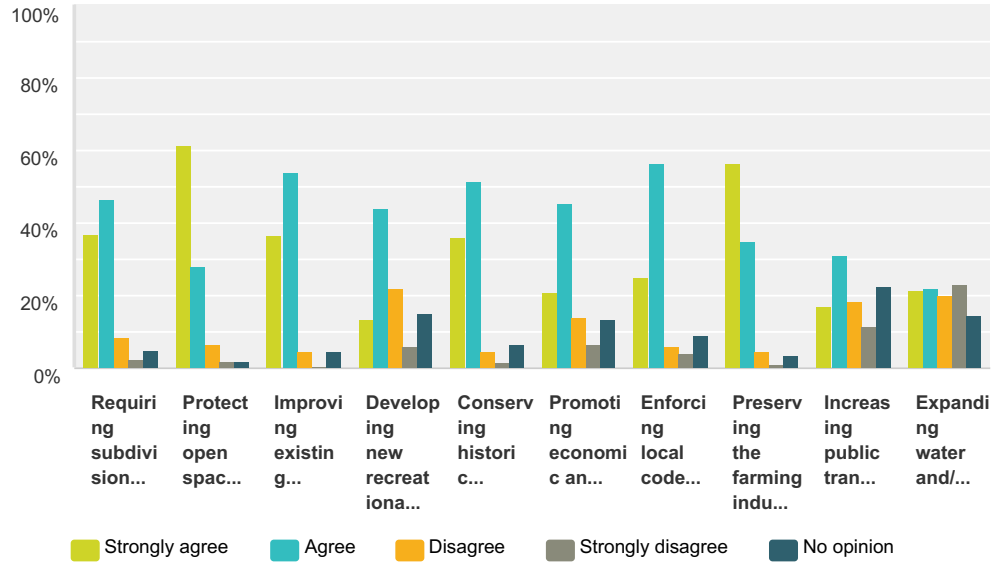
Answered: 202 Skipped: 4



Answer Choices	Responses	
Strongly agree	6.93%	14
Agree	54.46%	110
Disagree	18.32%	37
Strongly disagree	3.96%	8
No opinion	16.34%	33
Total		202

Q6 During the next five years, the following items should receive the highest priority in the Township:

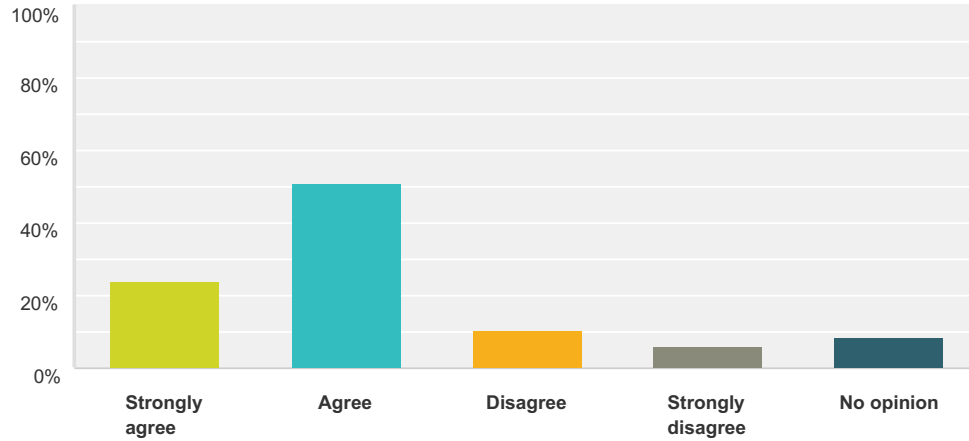
Answered: 206 Skipped: 0



	Strongly agree	Agree	Disagree	Strongly disagree	No opinion	Total	Weighted Average
Requiring subdivisions to provide adequate streets, stormwater drainage, and utilities	37.24% 73	46.43% 91	8.67% 17	2.55% 5	5.10% 10	196	2.08
Protecting open spaces (fields, woodlands) from development	61.65% 127	28.16% 58	6.31% 13	1.94% 4	1.94% 4	206	1.65
Improving existing roadways	36.63% 74	53.96% 109	4.46% 9	0.50% 1	4.46% 9	202	1.92
Developing new recreational facilities (parks, trails)	13.30% 27	43.84% 89	22.17% 45	5.91% 12	14.78% 30	203	3.08
Conserving historic resources	36.10% 74	51.71% 106	4.39% 9	1.46% 3	6.34% 13	205	2.02
Promoting economic and employment development	20.79% 42	45.54% 92	13.86% 28	6.44% 13	13.37% 27	202	2.80
Enforcing local codes to improve housing quality	25.00% 51	56.37% 115	5.88% 12	3.92% 8	8.82% 18	204	2.34
Preserving the farming industry	56.31% 116	34.95% 72	4.37% 9	0.97% 2	3.40% 7	206	1.69
Increasing public transit services	16.83% 34	31.19% 63	18.32% 37	11.39% 23	22.28% 45	202	3.43
Expanding water and/or sewer service areas	21.29% 43	21.78% 44	19.80% 40	22.77% 46	14.36% 29	202	3.44

Q7 I support cooperative economic development with Bally and/or Bechtelsville.

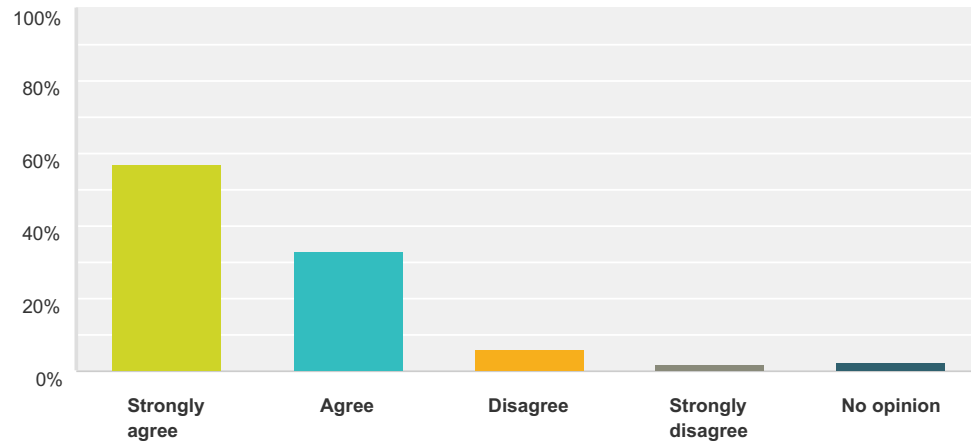
Answered: 203 Skipped: 3



Answer Choices	Responses	
Strongly agree	24.14%	49
Agree	51.23%	104
Disagree	10.34%	21
Strongly disagree	5.91%	12
No opinion	8.37%	17
Total		203

Q8 I support actions that protect agricultural land and open spaces from development.

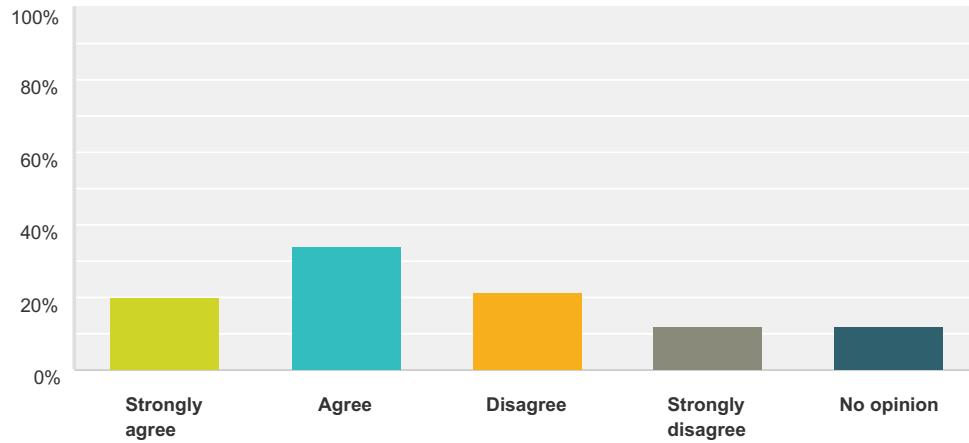
Answered: 204 Skipped: 2



Answer Choices	Responses	Count
Strongly agree	56.86%	116
Agree	32.84%	67
Disagree	5.88%	12
Strongly disagree	1.96%	4
No opinion	2.45%	5
Total		204

Q9 I support placing a referendum on the ballot at election to raise funds from Township citizens to purchase open space lands as is being done in other communities.

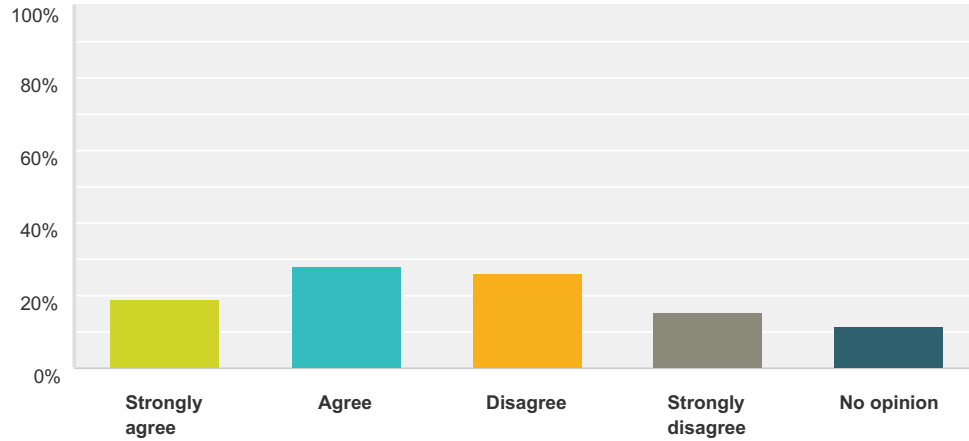
Answered: 205 Skipped: 1



Answer Choices	Responses	
Strongly agree	20.00%	41
Agree	34.15%	70
Disagree	21.46%	44
Strongly disagree	12.20%	25
No opinion	12.20%	25
Total		205

Q10 I support the creation of a Township police force, as the Township population grows.

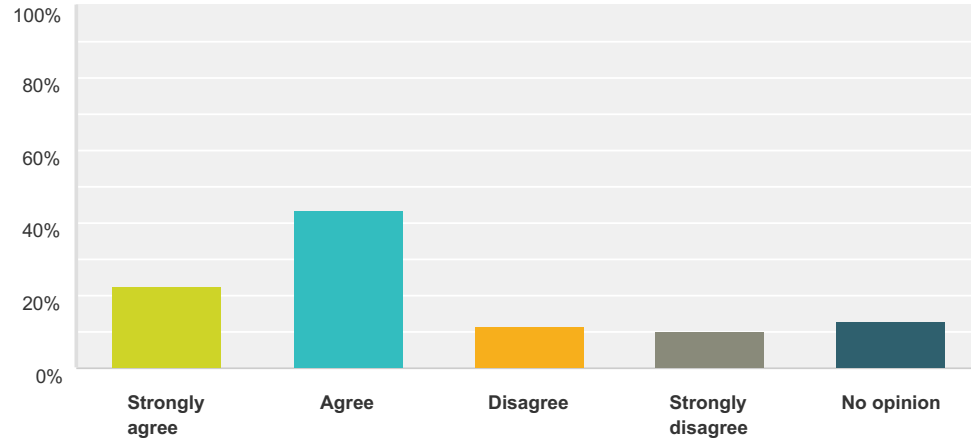
Answered: 200 Skipped: 6



Answer Choices	Responses	
Strongly agree	19.00%	38
Agree	28.00%	56
Disagree	26.00%	52
Strongly disagree	15.50%	31
No opinion	11.50%	23
Total		200

Q11 I support the creation of a regional police force, as the region's population grows.

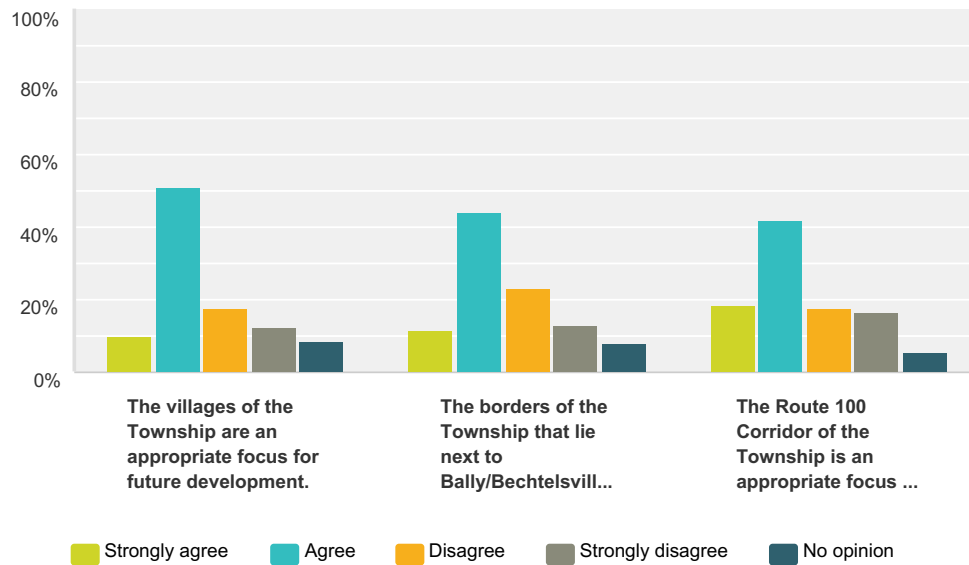
Answered: 202 Skipped: 4



Answer Choices	Responses	
Strongly agree	22.28%	45
Agree	43.56%	88
Disagree	11.39%	23
Strongly disagree	9.90%	20
No opinion	12.87%	26
Total		202

Q12 Regarding areas of future development:

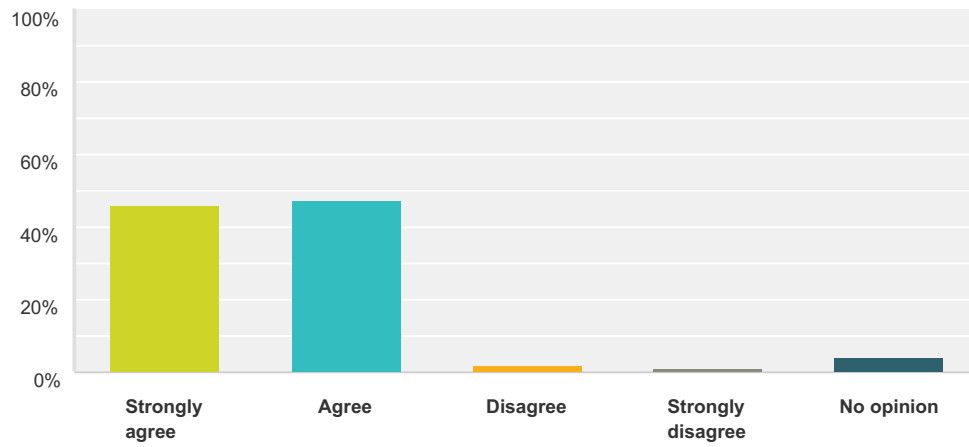
Answered: 203 Skipped: 3



	Strongly agree	Agree	Disagree	Strongly disagree	No opinion	Total	Weighted Average
The villages of the Township are an appropriate focus for future development.	10.10% 20	51.01% 101	17.68% 35	12.63% 25	8.59% 17	198	2.97
The borders of the Township that lie next to Bally/Bechtelsville are an appropriate focus for future development.	11.68% 23	44.16% 87	22.84% 45	13.20% 26	8.12% 16	197	3.06
The Route 100 Corridor of the Township is an appropriate focus for future development.	18.50% 37	42.00% 84	17.50% 35	16.50% 33	5.50% 11	200	2.88

Q13 I plan to reside in the Township for the next 5 - 10 years.

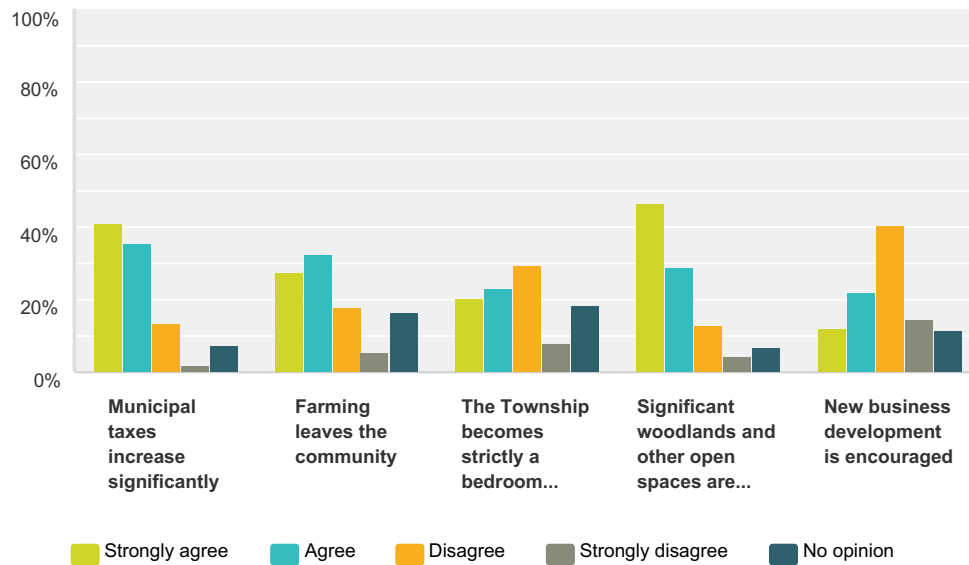
Answered: 201 Skipped: 5



Answer Choices	Responses	
Strongly agree	45.77%	92
Agree	47.26%	95
Disagree	1.99%	4
Strongly disagree	1.00%	2
No opinion	3.98%	8
Total		201

Q14 I would consider leaving the Township within 5 - 10 years if:

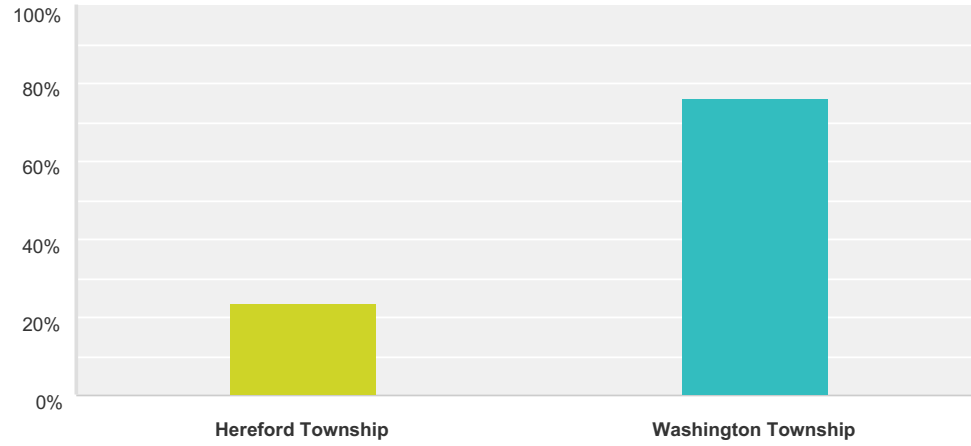
Answered: 201 Skipped: 5



	Strongly agree	Agree	Disagree	Strongly disagree	No opinion	Total	Weighted Average
Municipal taxes increase significantly	41.21% 82	35.68% 71	13.57% 27	2.01% 4	7.54% 15	199	2.22
Farming leaves the community	27.50% 55	32.50% 65	18.00% 36	5.50% 11	16.50% 33	200	2.91
The Township becomes strictly a bedroom community	20.62% 40	23.20% 45	29.38% 57	8.25% 16	18.56% 36	194	3.37
Significant woodlands and other open spaces are lost to development	46.50% 93	29.00% 58	13.00% 26	4.50% 9	7.00% 14	200	2.21
New business development is encouraged	11.94% 24	21.89% 44	40.30% 81	14.43% 29	11.44% 23	201	3.58

Q15 In which Township do you reside? This information is requested only to assess the geographic distribution of responses.

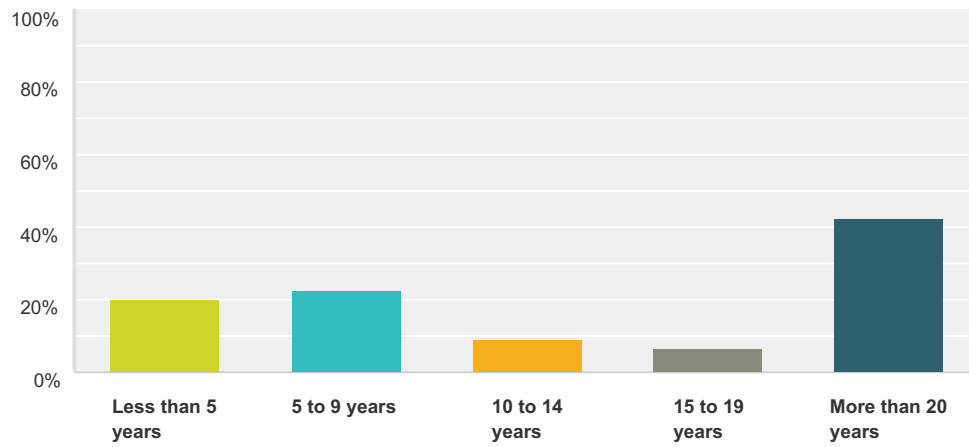
Answered: 201 Skipped: 5



Answer Choices	Responses	
Hereford Township	23.88%	48
Washington Township	76.12%	153
Total		201

Q16 How long have you lived in Hereford or Washington Township?

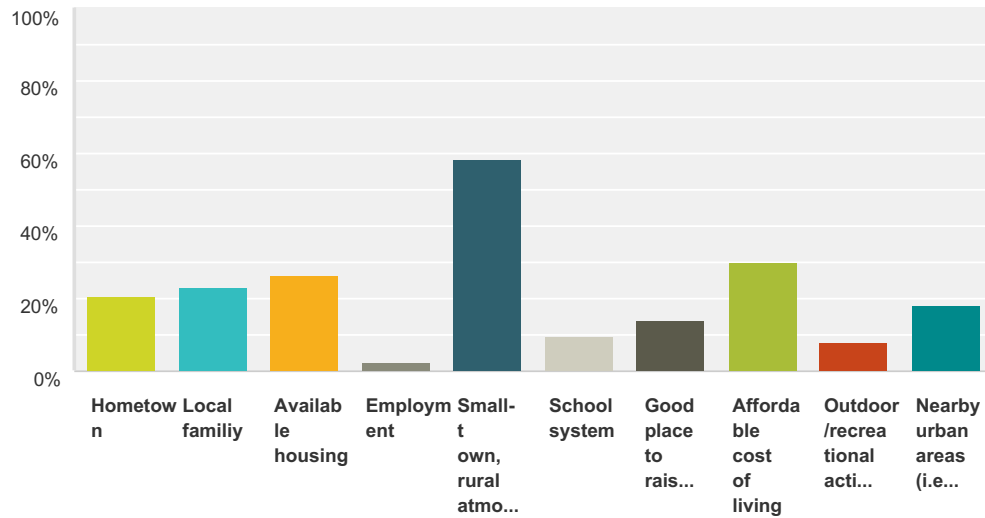
Answered: 202 Skipped: 4



Answer Choices	Responses	
Less than 5 years	19.80%	40
5 to 9 years	22.28%	45
10 to 14 years	8.91%	18
15 to 19 years	6.44%	13
More than 20 years	42.57%	86
Total		202

Q17 Why do you choose to live in Hereford or Washington Township? (please select the TWO most important reasons)

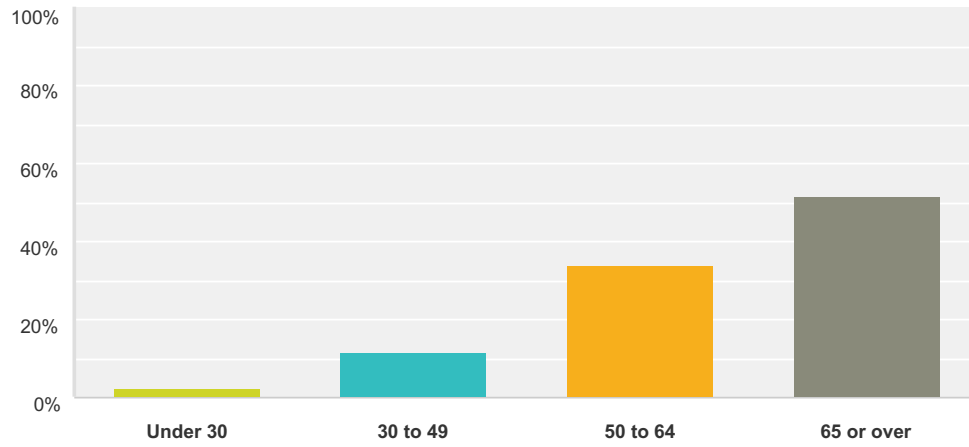
Answered: 200 Skipped: 6



Answer Choices	Responses
Hometown	20.50% 41
Local family	23.00% 46
Available housing	26.50% 53
Employment	2.50% 5
Small-town, rural atmosphere	58.50% 117
School system	9.50% 19
Good place to raise children	14.00% 28
Affordable cost of living	30.00% 60
Outdoor/recreational activities	8.00% 16
Nearby urban areas (i.e. Allentown, Philadelphia)	18.00% 36
Total Respondents: 200	

Q18 Your age:

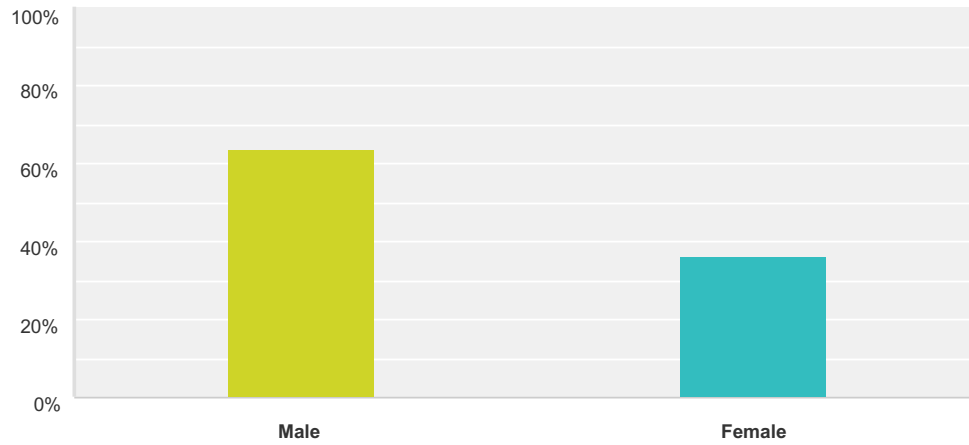
Answered: 203 Skipped: 3



Answer Choices	Responses
Under 30	2.46% 5
30 to 49	11.82% 24
50 to 64	33.99% 69
65 or over	51.72% 105
Total	203

Q19 Your gender:

Answered: 201 Skipped: 5



Answer Choices	Responses	
Male	63.68%	128
Female	36.32%	73
Total		201

Q20 Do you or your family own or rent your current dwelling?

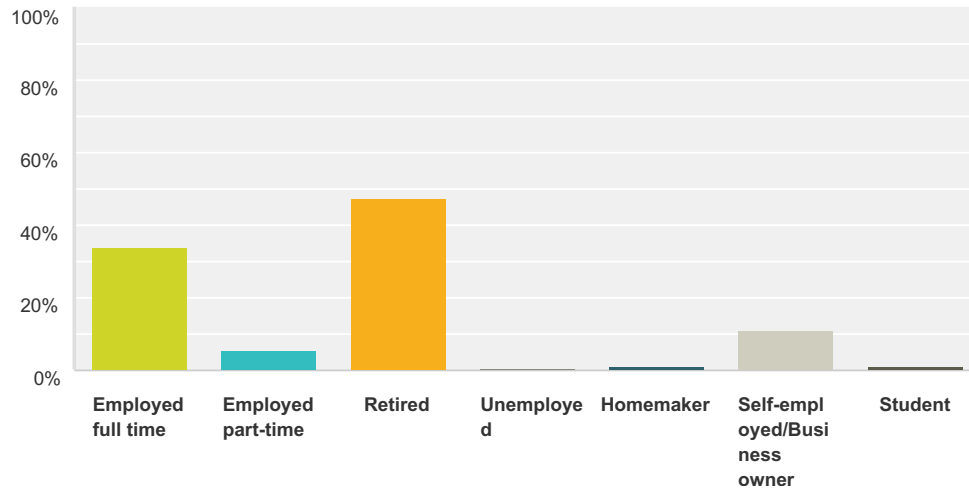
Answered: 203 Skipped: 3



Answer Choices	Responses
Own	99.51% 202
Rent	0.49% 1
Total	203

Q21 Check ALL that apply to you:

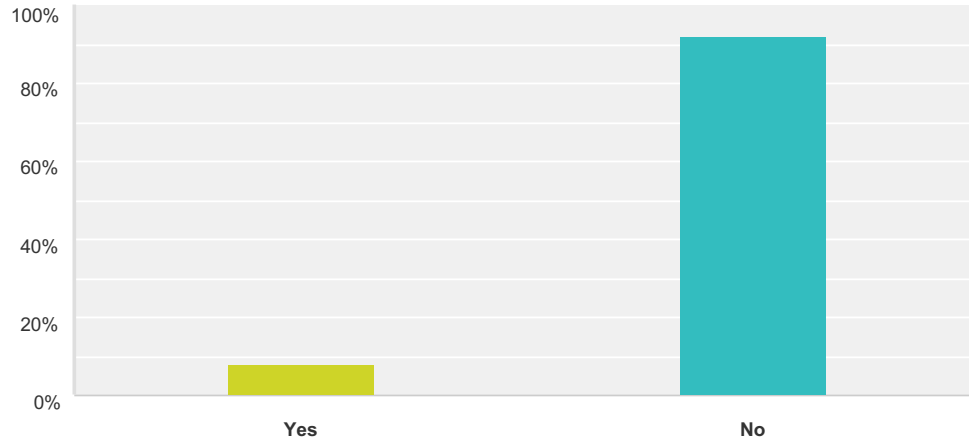
Answered: 203 Skipped: 3



Answer Choices	Responses	Count
Employed full time	33.99%	69
Employed part-time	5.42%	11
Retired	47.29%	96
Unemployed	0.49%	1
Homemaker	0.99%	2
Self-employed/Business owner	10.84%	22
Student	0.99%	2
Total		203

Q22 Are you employed within the Joint Planning Area of Hereford and Washington Townships?

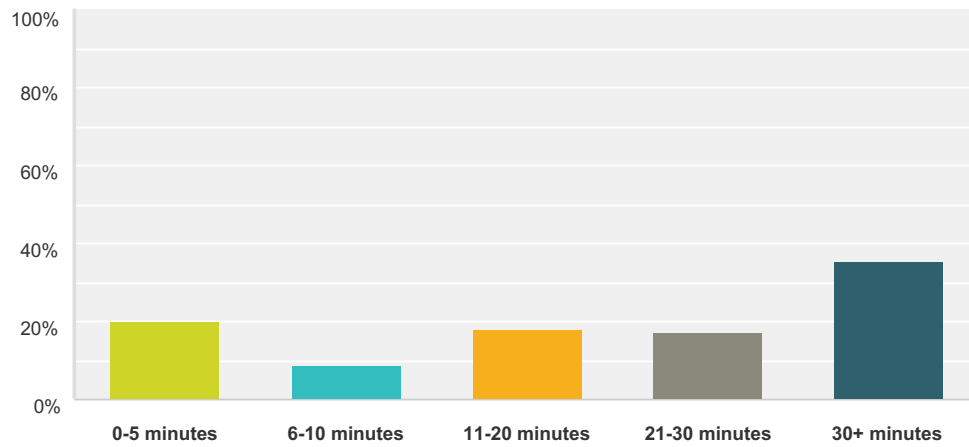
Answered: 194 Skipped: 12



Answer Choices	Responses
Yes	7.73% 15
No	92.27% 179
Total	194

Q23 If you are employed, how long do you travel to work?

Answered: 104 Skipped: 102



Answer Choices	Responses	
0-5 minutes	20.19%	21
6-10 minutes	8.65%	9
11-20 minutes	18.27%	19
21-30 minutes	17.31%	18
30+ minutes	35.58%	37
Total		104

Q24 Please contribute any additional comments that you feel would help make Hereford and Washington Townships better places to live:

Answered: 131 Skipped: 75